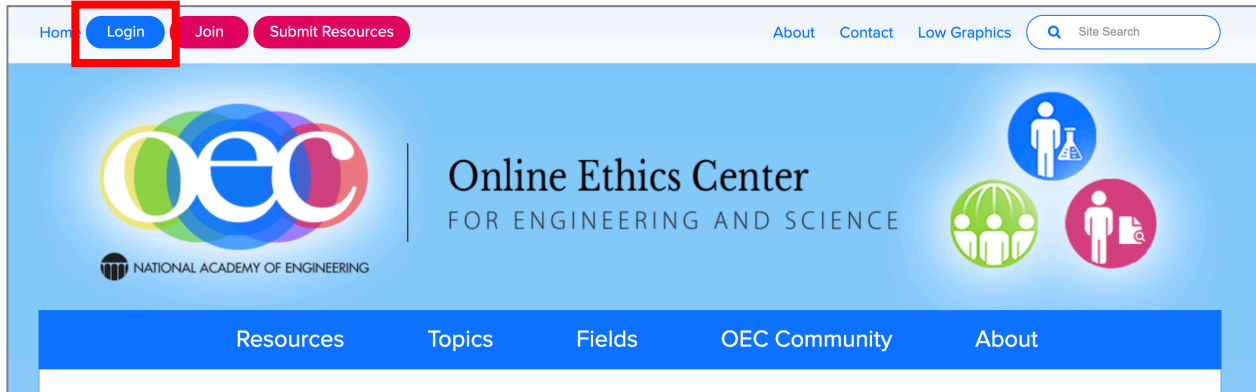


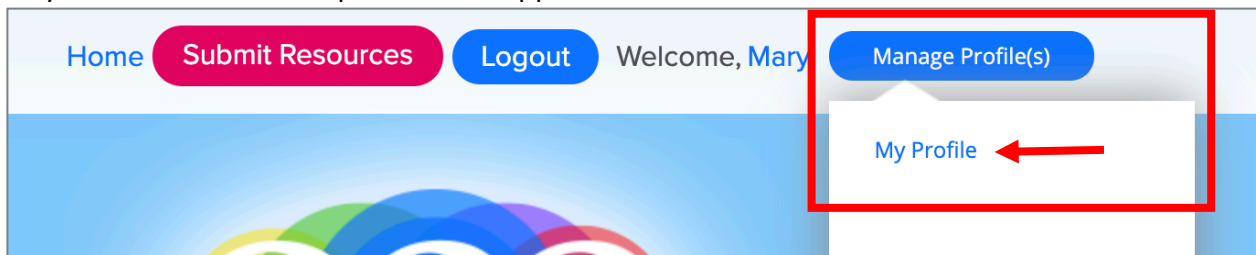
## How to Post to the Community Feed

**Step 1:** Sign into your OEC account by clicking the blue “Login” button at the top left of the page.



If you do not remember your login information, click the Login button, then click the “Forgot your login information” link.

**Step 2:** Move your cursor over the Manage Profile(s) button at the top of the page, then click “My Profile” from the drop down that appears.



**Step 3:** Scroll down to the Biography section of your profile. Under your Biography, click the “Share an Update” button.

**Mary Mathias** [CLICK HERE TO EDIT YOUR PROFILE](#)

[HTTP://WWW.NATIONALACADEMIES.ORG/](http://www.nationalacademies.org/)

Website & Community Manager | **The National Academies of Sciences, Engineering, and Medicine**

[Edit Profile](#)

Profile Resources **0** Updates **0**

### Biography

[Edit Biography](#)

Mary Mathias is the Website & Community Manager for the Online Ethics Center and EngineerGirl websites of the National Academy of Engineering (NAE). She joined the NAE from the web and communications teams of the American Astronomical Society (AAS) and previously worked as the communications manager for the Association of Science-Technology Centers (ASTC). Mary holds a B.S. in aerospace engineering from Washington University in St. Louis and an M.A. in museum studies from Johns Hopkins University.

[Share an Update](#)

### Joined OEC on 12/19/2017

#### Organizations

[The National Academies of Sciences, Engineering, and Medicine](#)

<http://www.nationalacademies.org/>

500 Fifth St. NW


### Commentaries

**Step 4:** Enter the information you would like to post in the text box that appears. When you're ready to post it to the Community Feed, click the "Post" button.

[Share an Update](#)

0 / 500 chars

Share your update (link, post, etc...)

 [Post](#) [Cancel](#)

